

SYNTHESIS OF LOW LOSS LEAD FREE PIEZOELECTRIC BNT-BT CERAMIC

THESIS SUBMITTED IN PARTIAL FULFILLMENT
OF THE REQUIREMENT FOR THE DEGREE OF
BACHELOR OF TECHNOLOGY

In

Ceramic Engineering

By


Chinmayaranjan Moharana



DEPARTMENT OF CERAMIC ENGINEERING

NATIONAL INSTITUTE OF TECHNOLOGY, ROURKELA

MAY , 2009.



National Institute of Technology

Rourkela

CERTIFICATE

This is to certify that the thesis entitled “**Synthesis of low loss lead free piezoelectric BNT-BT ceramic**” submitted by Mr. **Chinmayaranjan Moharana** in partial fulfillment of the requirements for the award of **Bachelor of Technology Degree in Ceramic Engineering** at **National Institute of Technology, Rourkela** is an authentic work carried out by him under my supervision and guidance. To the best of my knowledge, the matter embodied in the thesis has not been submitted to any other University / Institute for the award of any Degree or Diploma.

Date :

Prof. Ranabrata Mazumder

Department of Ceramic Engineering

National Institute of Technology

Rourkela-769008

ACKNOWLEDGEMENT

I wish to express my deep sense of gratitude and indebtedness to Prof. R. Mazumder, Department of Ceramic Engineering, NIT Rourkela for introducing the present topic and for his inspiring guidance, constructive criticism and valuable suggestion throughout this project work.

I also want to thank my teachers Prof S.Bhattacharya, Prof J.Bera, Prof S.K.Pratihar, Prof B.B.Nayak, Prof R.Mazumdar and Prof A.Choudary for their encouragement, teaching and in helping me to successfully complete my B.Tech degree and also all the members of the technical staff of my department.

I would also like to thank to all my friends, seniors and other staffs who have patiently extended all sorts of help for accomplishing this work.

Date: 13.05.2009

Chinmayaranjan Moharana

Department Of Ceramic Engineering

NIT Rourkela

Abstract

Oxide materials with perovskite structure having the general formula ABO_3 , form the backbone of the ferroelectrics industry. For a long time, ferroelectric materials have come into widespread use in applications that range in sophistication from medical ultrasound and underwater sonar systems, smoke detector buzzers to novel applications in active and passive damping systems for sporting goods and automobile and aerospace sectors. However, an attention has been focused across the globe to find out new environment-friendly lead-free ferroelectric materials. The $(Bi_{0.5}Na_{0.5})TiO_3$ (BNT) based composition is reported as the promising for piezoelectric applications. Application of BNT into practical devices has been hindered by leakage problems that lead to low resistivity. In order to reduce the problems mentioned here, the method of forming binary solid solutions with other perovskites with good dielectric properties was adopted.

The present work deals with the synthesis, densification and characterization of $(1-x)(Bi_{0.5}Na_{0.5})TiO_3$ (BNT)- $x BaTiO_3$ (BT) solid solution (where $x=0, 0.06$). Solid state synthesis method and autocombustion technique have been adopted to synthesize phase pure powder. Phase pure BNT- BT powder can be prepared at a temperature as low as $600^\circ C$ by auto-combustion route. It is very difficult to prepare phase pure solid solution system by conventional solid state synthesis method. 96% of theoretical density was achieved for combustion synthesized powder.

CHAPTER-1

INTRODUCTION

Bismuth Sodium Titanate

The Bismuth Sodium Titanate (BNT) family of dielectric materials is a relatively new family of dielectrics. It is being studied because of its high dielectric constant, as well as its ability to work well without the addition of lead. BNT is a candidate material for future dielectric and piezoelectric applications that cover large temperature ranges. The large temperature range is advantageous for use in the oil and natural gas industry for down-hole drilling tools, automotive, aerospace and military for applications directly on or near hot engine surfaces. BNT is being studied to create a material that could someday replace the current industry standard, barium titanate or PZT.

Barium titanate (BT) is currently the most widely used dielectric material for capacitors. The various dopants that are available for the modification of BT make it the material of choice for many dielectric applications. The downside of BT is that the Curie temperature (T_c) is only 130°C without the addition of lead. Lead additions increase the Curie temperature up to about 150°C ; however, lead also de-stabilizes the low temperature phase transitions. Above the T_c , the dielectric constant exhibits Curie-Weiss behaviour. The Curie-Weiss law, given describes the rapid decrease in relative permittivity above the Curie temperature. The drastic drop in relative permittivity beyond the Curie temperature limits the design parameters of ferroelectrics for use in high temperature applications.

$$\epsilon_r = C/T - T_0$$

Where: C is a constant for a given material (Curie Constant).

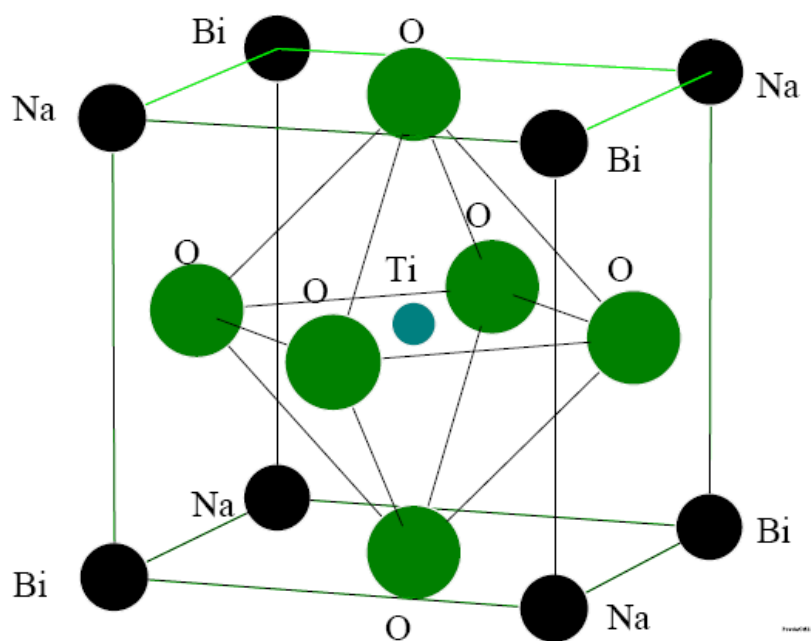
T_0 is a temperature near, but lower than the Curie Weiss temperature

Bismuth Sodium Titanate Structure

Bismuth sodium titanate is an ABO_3 distorted perovskite with an rhombohedral $R3c$ crystal structure at room temperature.⁴ The standard ABO_3 perovskite formula for BNT is $(\text{Bi}_{0.5}\text{Na}_{0.5})\text{TiO}_3$. An ABO_3 perovskite can be considered in two ways; one way is to have the

bismuth and sodium cations occupy the corners of a cubic unit cell, oxygen cations occupying the face centers, and a titanium cation in the center of the oxygen octahedra that is formed. The other way, is a three-dimensional cubic network of 8 corner-sharing TiO_6 octahedra with bismuth and sodium cations at the center of the cube formed by the octahedra.⁵ Figure 1 represents a typical ABO_3 perovskite, shown here as cubic BNT. The figure suggests that the bismuth and sodium ions are ordered on the A-site of the structure; this is only to show the stoichiometry that is present in an ideal mixture. The real material does not exhibit any long range ordering as described later in the text.

Many structural investigations have been performed on BNT since it was discovered in 1960 by Smolenskii et al. These studies used the best methods of the time to determine the phases and phase transitions of BNT. Phase transitions determined from these earlier studies have since been clarified by an extensive neutron powder diffraction study of BNT. This study definitively determined the phase transitions and crystal structures at various temperatures (Jones and Thomas, 2002). The results of this study are shown in Table I. As the table shows, with decreasing temperature, BNT transforms from cubic $\text{Pm}\bar{3}\text{m}$ to tetragonal $\text{P}4\text{bm}$ and then to rhombohedral $\text{R}\bar{3}\text{c}$ with coexistence regions between them. These phase transitions are important to the electrical properties of the material because only non-centrosymmetric space groups can exhibit ferroelectricity



Representation of an ABO₃ perovskite shown as cubic BNT

The rhombohedral R3c space group is polar with parallel cation displacements along the [111]_p pseudocubic direction along with antiphase a-a-a- oxygen octahedral rotations. Thorough explanations of the types of octahedral tilting and the associated mechanisms are available to more fully understand this phenomenon (Woodward 1997). Cation displacements along with octahedral rotations allow the crystal to have a spontaneous polarization (P_s); polarization is necessary for a material to be ferroelectrically active.

The tetragonal P4bm phase is also a polar phase, although it has a weaker polarization response than the R3c phase. The oxygen octahedra in the tetragonal phase exhibits a⁰a⁰a⁻ rotation behavior about the c axis with anti-parallel cation displacements of A-site cations along the polar c-axis. The tetragonal phase distortion produces a weaker polarization response because the atomic displacements are less than those in the R3c phase. Smaller atomic displacements result in a lower polarization in the material. This is evident by the decrease in relative permittivity above the Curie temperature (320°C).

Temperature (°C)	Phase(s)	Lattice Parameters (angstroms)	Glazer Tilt System
-268 to 255	Rhombohedral – R3c	a _H = 5.4887 (2) c _H = 13.5048	a ⁻ a ⁻ a ⁻
255 to 400	Coexisting Rhombohedral/Tetragonal	Variable	Mixture
400 to 500	Tetragonal – P4bm	a _T = 5.5179 (2) c _T = 3.9073	a ⁰ a ⁰ a ⁻
500 to 540	Coexisting Tetragonal/Cubic	Variable	Mixture
Above 540	Cubic Prototype – Pm3m	a _C = 3.91368 (3)	None

Phase transitions in ferroelectric materials are one of the main parameters that need to be controlled to tailor the properties to meet specific applications. Phase transitions are one of the main determinants of the dielectric properties of the material. Compositional additions to the BNT structure can be chosen to modify the phase transitions that occur within the material at various temperatures. Dopants are selected to change specific characteristics of the phases such as relative permittivity, Curie temperature (T_c), relative permittivity peak height and number of phase transitions. The Curie temperature is the temperature where the relative permittivity of the material is the largest. This usually occurs where there is a phase transition. Some materials, such as BaTiO_3 , exhibit Curie Weiss behavior as discussed before, while others undergo a diffuse phase transition.

Bismuth sodium titanate is a relaxor ferroelectric in the rhombohedral phase and it exhibits diffuse phase transitions between each of the phases. Diffuse phase transitions are described by a coexistence region between phases as discussed above. Diffuse phase transitions are evident in the dielectric response because the relative permittivity peaks become broad instead of having a sharp peak, like those seen in materials with Curie Weiss behavior. Broad relative permittivity peaks are most prominent in solid solutions and in disordered structures. The Curie range, rather than the Curie temperature can be used to describe the broad peaks that are created by the diffuse phase transitions. The temperature range will typically vary with the frequency used in the measurement. The breadth of the phase transition depends mostly on the amount of disorder in the structure. Largely disordered structures will have a wider peak than those with less disorder. Each compositional fluctuation in the material will exhibit its own peak dielectric constant. These individual units combine together to form a broad peak that is composed of many smaller compositional peaks. If each compositional unit had a peak K at different temperatures, the material peak would extend over the range of temperatures of the individual units. This broad peak can be thought of as a global average of the peaks created by the individual disordered units. The disordered material basically acts like a composite matrix where each section has an effect on the overall properties of the matrix.

CHAPTER-3

LITERATURE REVIEW

Primary difference between BNT and PZT based ceramics

- BNT is a ferroelectric compound with complex ion ($\text{Bi}_{0.5}\text{Na}_{0.5}$) of Bi^{3+} and Na^+ in the A-site.
- PZT is the solid solution which is composed of ferroelectric PbTiO_3 and antiferroelectric PbZrO_3 .
- BNT based ceramics which are made of ferroelectric BNT and other ferroelectrics or nonferroelectrics such as $\text{Bi}_{0.5}\text{K}_{0.5}\text{TiO}_3$, BaTiO_3 .
- BNT- based ceramics are piezoelectric materials with the complex in their A-site, and the ceramics with relatively good piezoelectric properties can be obtained through partially substitution of A-site ($\text{Bi}_{0.5}\text{Na}_{0.5}$)²⁺ ions by Ba^{2+} , ($\text{Bi}_{0.5}\text{K}_{0.5}$)²⁺, and so on.

Problems with pure BNT System

- Large coercive field (73Kv/cm^2)
- Difficult to poll
- Low piezoelectric property
- Surface often become conducting
- High Loss

Why BNT-BT ?

- Promising lead free ceramic

- Improved dielectric and piezoelectric properties at MPB
- Doping with rare earth metals made BNT conducting

Sol-gel combustion synthesis of BNBT powders

- Synthesized by citrate nitrate sol gel combustion method with composition
 $0.94[(\text{Bi}_{0.5}\text{Na}_{0.5})\text{TiO}_3]-0.06\text{BaTiO}_3$ (BNBT)
- Precursors taken are using barium acetate, bismuth nitrate, sodium nitrate and a peroxy-citrate complex of titanium isopropoxide as starting precursors.
- Powders are Calcined at temp 500°C
- C/N ratio was taken to be 0.2
- Citric acid to metal cation ratio was 2.5:1
- Samples are sintered at $1100^{\circ}, 1150^{\circ}\text{C}$ for 2 hrs
- d_{33} for BNBT was found to be 125pc/N & K_p was found to be 0.272

Problems

1. Urea was added in order to prevent precipitation in ratio with metal cation i.e. 1.4:1
2. The combustion powder shows high degree of agglomeration of particle so the powder was ball milled for 24 hrs
3. Densification problem

Synthesis, ferroelectric and piezoelectric properties of some

(Na_{0.5}Bi_{0.5})TiO₃ system compositions:

- Synthesized By Citrate method of composition $(\text{Na}_{0.5}\text{Bi}_{0.5})\text{TiO}_3$, $(\text{Na}_{0.5}\text{Bi}_{0.5})_{0.94}\text{Ba}_{0.06}\text{TiO}_3$, $(\text{Na}_{0.5}\text{Bi}_{0.5})_{0.94}\text{Ba}_{0.06}\text{TiO}_3+0.4\text{wt}\%$ of CoO.
- C/M ratio was controlled in the range 1.0-2.0. Best result were found where C/M =1.25
- Calcination temp. was taken to be $500^{\circ}, 650^{\circ}\text{C}$ for 1hrs. Sample calcined at 650°C shows fine particles of 100-200nm.

- Sintering temperature was 1150⁰ c for 2hr.
- XRD of NBT reveals the rhombohedral symmetry but in NBBT & NBBTC ceramics mix phase was found.

For pure NBT Pr in μ / cm^2 was 33.3 & $E_c=80\text{Kv/cm}$

For NBBT Pr in μ / cm^2 was 37.1 & $E_c=42.7\text{Kv/cm}$

For NBBTC Pr in μ / cm^2 was 25.6 & $E_c=44.8\text{Kv/cm}$

- d_{33} For pure NBT is 92pc/N

d_{33} For NBBT is 180pc/N

d_{33} For NBBTC is 58pc/N

- K_p For pure NBT is 18.6

K_p For NBBT is 27.6

K_p For NBBTC is 25.8

PROBLEM

Pure BNT prepared in this method has high coercive field 80 Kv/cm

Particles size are of 100-200nm.

Effects of Substitution in A- and B-site Cations of $\text{Bi}_{0.5}\text{Na}_{0.5}\text{TiO}_3$

- Since the BNT composition has a high coercive field E, of 73 kV/cm it is thus difficult to achieve successful poling. This leads to low piezoelectric properties. To improve the dielectric and piezoelectric properties of BNT, *several* solid solutions of BNT with PbTiO_3 , SrTiO_3 were studied. The last two solid solutions with proper compositions are suitable for piezoelectric actuator applications.

- Another way to improve the properties of BNT is by the addition of a modifier such as a rare-earth element. The addition of La to replace the Bi and Na sites was found to induce lattice distortion and cause changes *in* microstructure and dielectric and piezoelectric properties. It was also found that the dielectric anomaly and abnormal dielectric loss of BNT at high temperatures were *suppressed* with the La-substitution.
- Samples were prepared by a conventional mixed oxide method.
- Raw materials were Bi₂O₃, Na₂CO₃, Nd₂O₃ powders with purity of at least 99.5% (reagent grade).
- Calcination was carried out at 900^oc for 2 hr.
- All specimens were sintered in a free control atmosphere at 1150°C for 2 hrs.
- The pellets were polled in a silicon oil bath at 50°C with a DC field of 50-70 kV/m for 5 minutes.
- However, no *sign of any* phase change was detected in all compositions which indicate that the rhombohedral ferroelectric structure of BNT provides flexibility for incorporating a small amount of these additives.
- *All* specimens were sintered at 1150°C for 2 hrs to obtain at least 95 % of their theoretical densities.

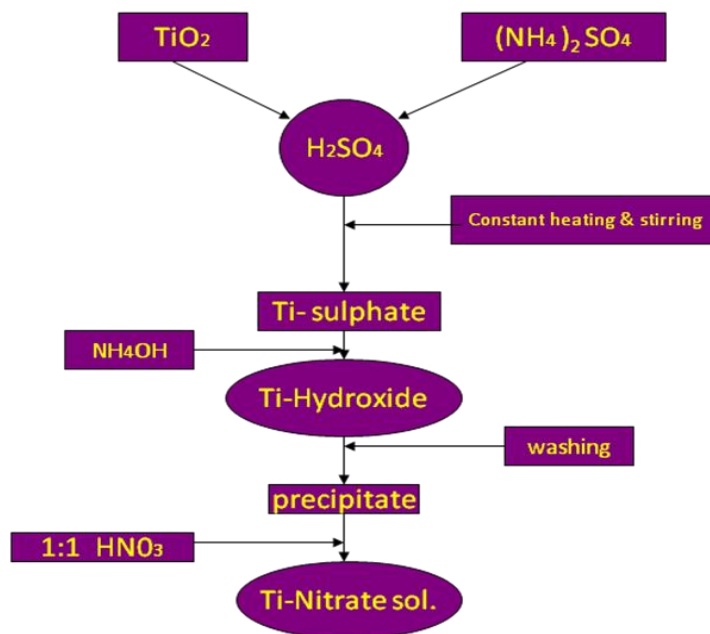
High purity Bi₂O₃, Na₂CO₃, TiO₂, BaCO₃ and ZrO₂ (purity 99.0%) powders were used as starting materials. Our preliminary experiments found that BNT–BZT ceramics were not well synthesized by mixing and calcinating all these above powders as used in the conventional oxide mixing process. The BNT BZT ceramics were therefore prepared by using a modified two-step sintering approach, in which BNT and BZT source powders were calcined separately and then blended together. To prepare the BNT source powder, Bi₂O₃, Na₂CO₃ and TiO₂ powders were milled in alcohol using corundum balls for 4 h and dried at 70 °C for 4–5 h, followed by calcining at 850 °C for 3 h in air. Ba(Ti_{0.942}Zr_{0.058})O₃ powder, the composition of which was reported to be near the MPB of BZT system [14,15], was also prepared from the corresponding starting chemicals under the same condition, except a higher calcination temperature of 1200 °C. The BNT and BZT source powders were then weighted and blended according to the formulas of (1-x)BNT–xBZT (abbreviated to BNT– BZT100x), where x is the fraction of BZT, ranging from 0 to 12 mol%. After ball-milling in alcohol for 2

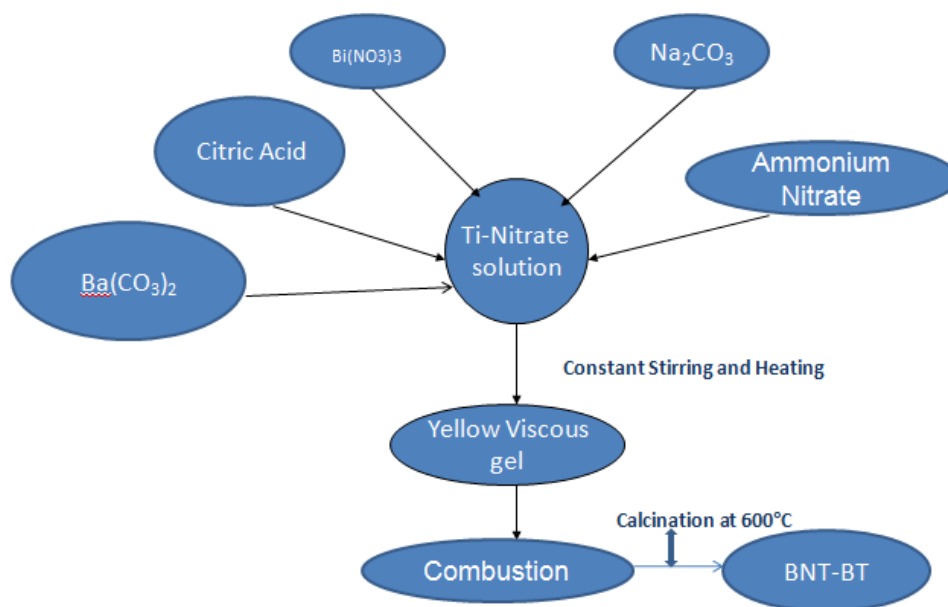
h and drying, the blended powder was die-pressed into discs of 10 mm in diameter and 1–2 mm in thickness. The small disc samples were sintered at 1180 °C for 3 h in air. The two circle surfaces of the sintered ceramic discs were polished and coated with silver paste as the electrode. To measure relevant electric properties, the prepared ceramic samples were polarized in silicone oil at 60 °C under 4.0 kV/mm for 30 min.

Powder synthesis

BaTiO₃ powder was prepared following the solid-state synthesis by firing at high temperature a mixture of BaCO₃ (Merck, 99%) and TiO₂ (Merck, 99%). The processing steps were: ball milling for 2 h, calcining at 1150 °C for 4 h then mixing the calcined product for 3 h. The second way to make BaTiO₃ powder was a coprecipitation process and Ti(OC₄H₉)₄ was dissolved in an aqueous solution of oxalic acid. Titanium hydroxide precipitated and reacted with oxalic acid to form soluble TiOC₂O₄. When the solubilisation of titanium was complete, barium acetate was added slowly and a double oxalate BaTiO(C₂O₄)₂·4H₂O was obtained. The processing steps of the coprecipitation process may be described by these equations: The calcination of the precursor powder is made at 650 °C for 10 h and an additional treatment is made at 800 °C for 4 h in order to control the grain growth.

The thermal behaviour was studied by DTA–TG under flowing air (TG96, Setaram). Approximately 50 mg of the precursor mixture was accurately weighed in an alumina crucible. The temperature was raised from room temperature to 1200 °C at 10 °C/min under air flow. Grains size distribution was controlled by a laser Coulter LS130 granulometer and a specific area analyser Monosorb Quantachrom (based on BET theory)

EXPERIMENTAL DETAILS:**Ti-Oxynitrate solution****Preparation of (1-x)BNT-XBT**



PREPARATION OF BNT (0.94)- BT(0.06).

1. COMBUSTION METHOD

Ti solution=50ml.

50 ml of Ti solution= $0.1718/20=8.59 \times 10^{-3}$

Moles of Ti in $\text{BaTiO}_3=8.59 \times 10^{-3} \times 0.06=0.5154 \times 10^{-3}$

So moles of Ba = 0.5154×10^{-3}

Weight of $\text{BaCO}_3=0.514 \times 10^{-3} \times 197.35=101.71 \times 10^{-3} \text{ gm}$

Moles of Bi= $8.59 \times 10^{-3} \times 0.94 \times 0.5=4.0373 \times 10^{-3}$

Weight of $\text{Bi}(\text{NO}_3)_3=485.07 \times 4.0373 \times 10^{-3}=1958.373 \times 10^{-3} \text{ gm}$

Moles of $\text{Na}_2\text{CO}_3=8.59 \times 10^{-3} \times 0.94 \times 0.5 \times 0.5=2.01865 \times 10^{-3}$

Weight of $\text{Na}_2\text{CO}_3=2.01865 \times 10^{-3} \times 105.99=213.9567$

Specific gravity of $\text{HNO}_3=1.42$

Molecular weight=63.01

Percentage pure=69.5

1275ml of Ti solution contains =500ml of HNO_3

100ml of Ti solution contains=39.21ml

Mass of nitrate=vol*specific gravity*percentage pure

$$=1.42*34.21*69.5$$

$$=38.69\text{gm}$$

Number of moles of $\text{NO}_3 = \text{mass}/\text{M.W of HNO}_3 = 38.69/63.01 = 0.614\text{mole}$

Fuel:Oxidising agent=0.1

Citric acid = $0.1*0.614 = 0.0614\text{mole}$

Amount of citric acid = $0.0614*192.13 = 11.79\text{gm}$

For 50ml of Ti solution citric acid used = $11.79/2 = 5.895\text{gm}$

Total moles of metal = $(0.1718/20)*2 = 0.01718$

Moles of $\text{NH}_4\text{NO}_3 = 0.0178*6 = 0.10308$

Weight of $\text{NH}_4\text{NO}_3 = 0.10308*80.04 = 8.2505\text{gm}$

For 50ml of Ti solution NH_4NO_3 used = $8.2505/2 = 4.1252\text{gm}$

M: $\text{NH}_4\text{NO}_3 = 1:3$

M:Citric acid=0.2

Details

50 ml of Ti solution

$\text{Bi}(\text{NO}_3)_3 = 1.9583\text{gm}$

$\text{Na}_2\text{CO}_3 = 0.2139\text{gm}$

$\text{BaCO}_3 = 0.10171\text{gm}$

$\text{NH}_4\text{NO}_3 = 8.2505\text{gm}$

Citric acid = 5.895gm

CHAPTER-5

RESULTS AND DISCUSSIONS

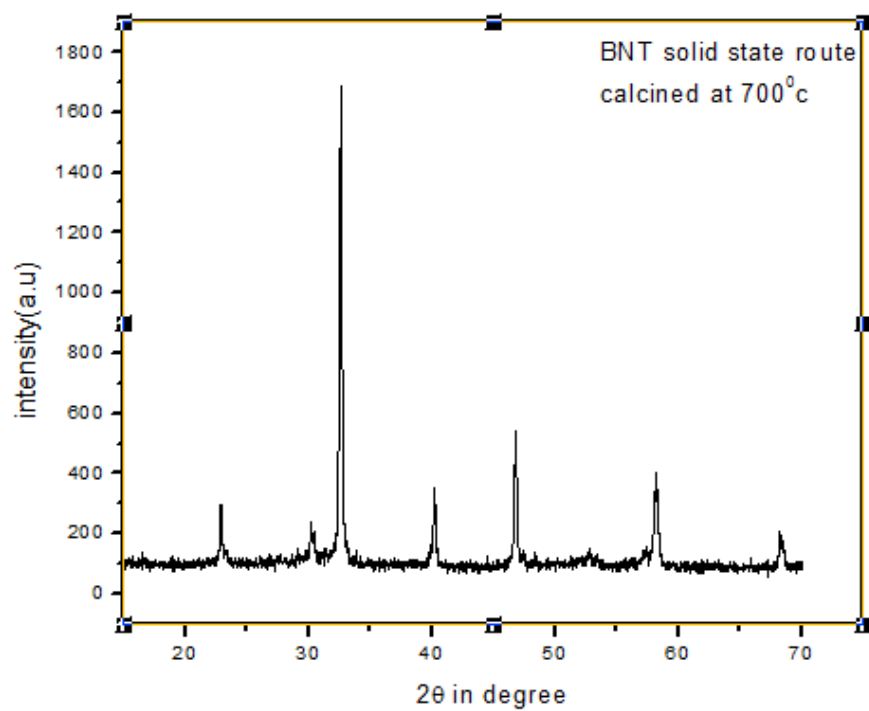


Fig.1 XRD of BNT calcined at 700°C by solid state route

Fig.1 shows that BNT prepared by solid state route contains small amount of impurity.

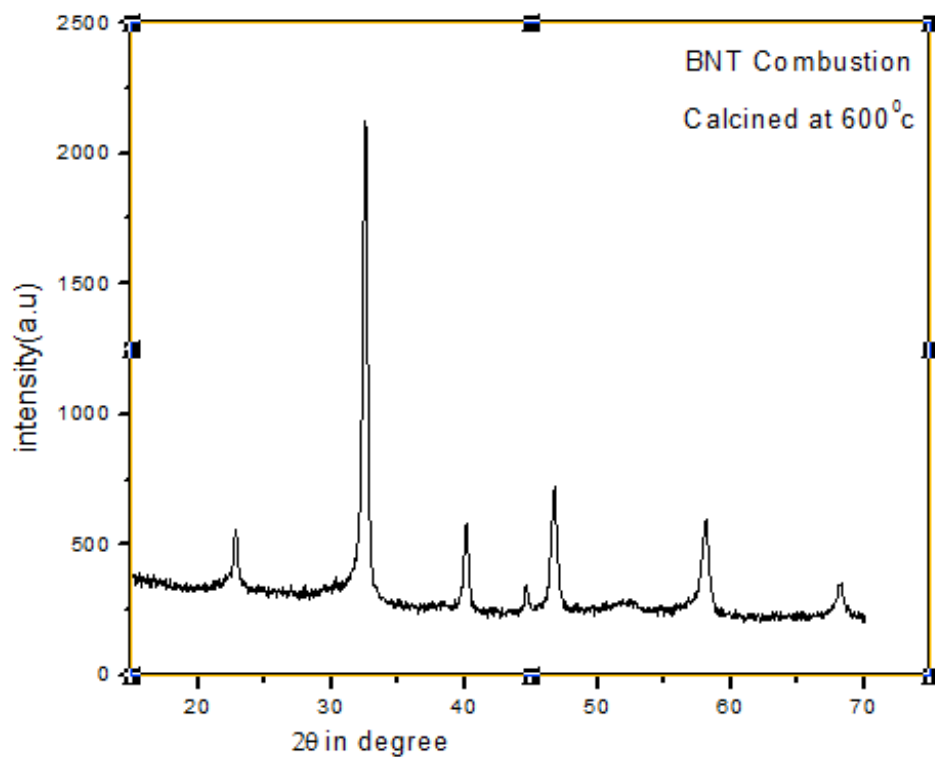


Fig.2 XRD of BNT calcined at 600°C by combustion process

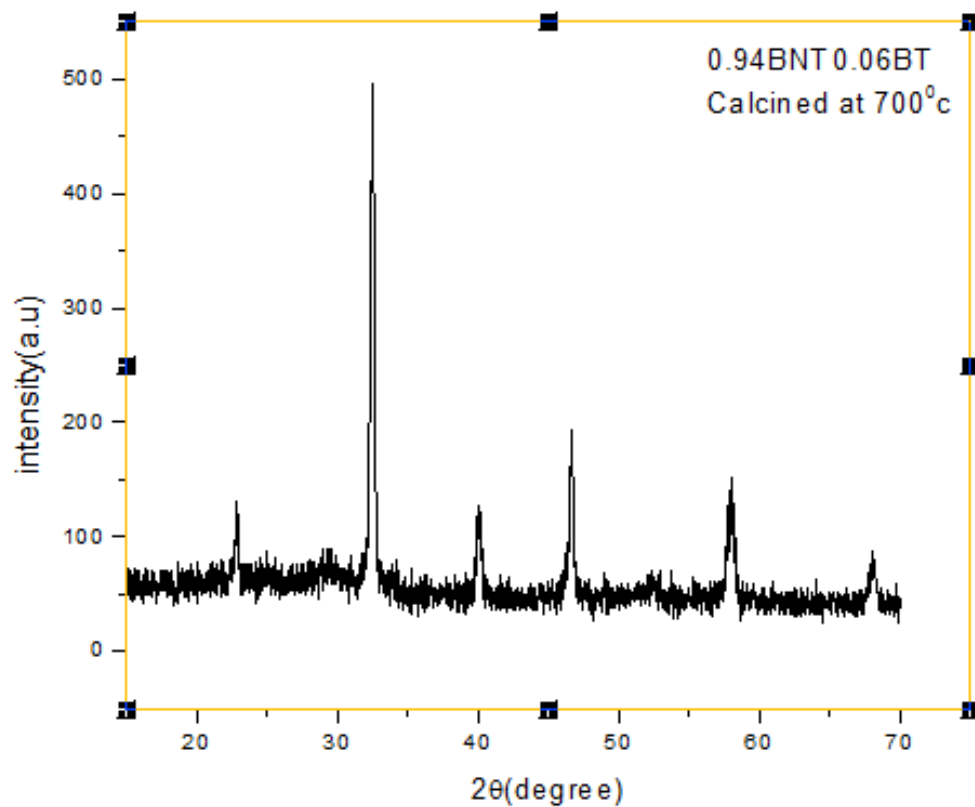


Fig.3 XRD of 0.94 BNT 0.06BT calcined at 700°C by solid state route

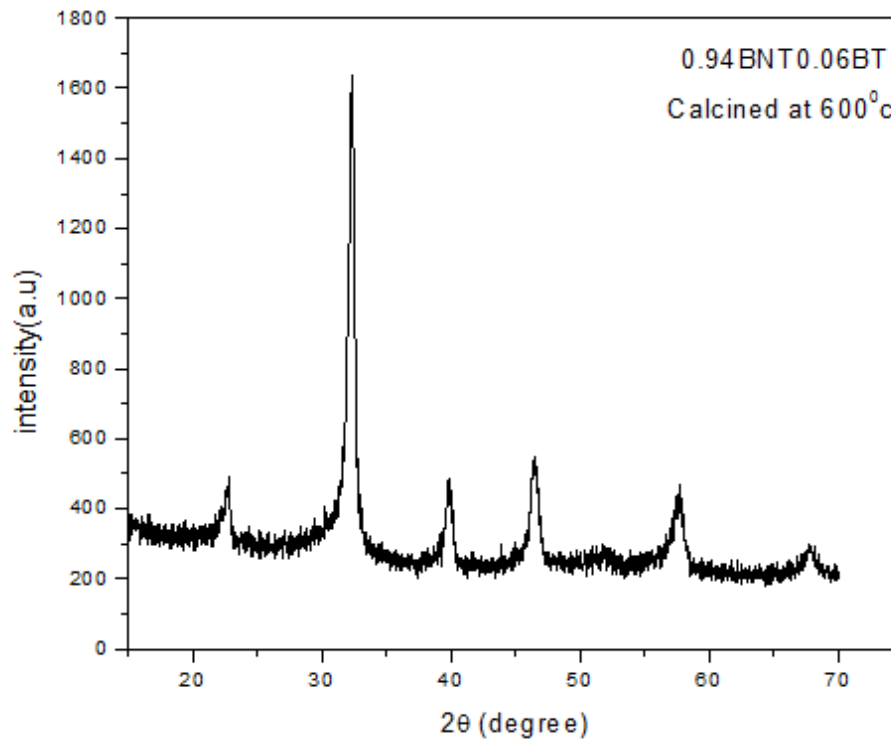


Fig.4 XRD of 0.94 BNT 0.06 BT calcined at 600°C by combustion process

Fig.2 shows that phase pure BNT can be prepared at 600°C by combustion synthesis method. 0.94BNT-0.06BT also can be synthesized at 600°C. In case of solid state method impurity phase reduced with BT addition. Now powders were taken for sintering and further characterization.

DRY WEIGHT.

BNT	BNT(0.94)-BT(0.06)
0.6338gm	0.6719gm
	0.6632gm

SUSPENDED WEIGHT

BNT	BNT(0.94)-BT(0.06)
0.5515gm	0.5783gm
	0.5738gm

SOAKED WEIGHT

BNT	BNT(0.94)-BT(0.06)
0.6606gm	0.6805gm
	0.6730gm

Density of BNT = [Dry weight/(soaked weight-Suspended weight)]*0.81

DENSITY

BNT	BNT(0.94)-BT(0.06)
4.705gm/cc	5.325gm/cc
	5.415gm/cc

Average density of BNT(0.94)-BT(0.06)=5.37gm/cc. Theoretical density is 5.9gm/cc, So density percentage=91.01

Conclusion:

Phase pure BNT- BT powder can be prepared at a temperature as low as 600°C by auto-combustion route. It is very difficult to prepare phase pure solid solution system by conventional solid state synthesis method. 96% of theoretical density was achieved for combustion synthesized powder. For Solid state synthesised powder it is difficult to achieve more than 92% of theoretical density.

CHAPTER-6

FUTURE WORK

- To achieve lower polling field for polling BNT
- Study of dielectric behavior with temperature
- P-E hysteresis loop
- Polling
- Particle size analysis of calcined powder

REFERENCES

1. H. Nagata and T. Takenaka, "Lead-Free Piezoelectric Ceramics of $(\text{Bi}_{0.5}\text{Na}_{0.5})\text{TiO}_3$ - $0.5(\text{Bi}_2\text{O}_3\text{-Sc}_2\text{O}_3)$ System," *Jpn. J. Appl. Phys.*, **36** [9B] 6055-7 (1997).
2. A.J. Moulson and J.M. Herbert, *Electroceramics: Materials, Properties, Applications.*, 2nd ed. Wiley and Sons, West Sussex, England, 2003.
3. A.N. Soukhojak, H. Wang, G.W. Farrey, and Y.-M. Chiang, "Superlattice in Single Crystal Barium-Doped Sodium Bismuth Titanate," *J. Phys. Chem. Solids*, **61** [2] 301-4 (2000).
4. G.O. Jones and P.A. Thomas, "Investigation of the Structure and Phase Transitions in the Novel A-site Substituted Distorted Perovskite Compound $\text{Na}_{0.5}\text{Bi}_{0.5}\text{TiO}_3$," *Acta Crystallogr.*, **B 58** [2] 168-78 (2002)
5. P.Woodward, "Octahedral Tilting in Perovskites.I. Geometrical Considerations," *Acta Crystallogr.*, **B 53** [1] 32-43 (1997).
6. J.A. Zvirgzds, P.P. Kapostins, J.V. Zvirgzde, and T.V. Krunzina, "X-Ray Study of Phase Transitions in Ferroelectric $\text{Na}_{0.5}\text{Bi}_{0.5}\text{TiO}_3$," *Ferroelectrics*, **40** [1-2] 75-7 (1982)
7. S.-E. Park and K.S. Hong, "Variations of Structure and Dielectric Properties on Substituting A-site Cations for Sr^{2+} in $(\text{Na}_{1/2}\text{Bi}_{1/2})\text{TiO}_3$," *J. Mater. Res.*, **12** [8] 2152-7 (1997).

8. K. Sakata and Y. Masuda, "Ferroelectric and Antiferroelectric Properties of (Na_{0.5} Bi_{0.5}) TiO₃-SrTiO₃ Solid Solution Ceramics," *Ferroelectrics*, **7** [1-4] 347-9 (1974)
9. S. Said, P. Marchet, T. Merle-Mejean, and J.-P. Mercurio, "Raman Spectroscopy Study of the Na_{0.5}Bi_{0.5}TiO₃-PbTiO₃ System," *Mater. Lett.*, **58** [9] 1405-9 (2004).
10. J.-K. Lee, J.Y. Yi, and K.-S. Hong, "Relationship Between Structure and Dielectric Property in (1-x)(Na_{1/2}Bi_{1/2})TiO₃ - xPbZrO₃ Ceramics," *Jpn. J. Appl. Phys., Part 1*, **40** [10] 6003-7 (2001).
11. I.P. Pronin, P.P. Syrnikov, V.A. Isupov, V.M. Egorov, N.V. Zaitseva, and A.F Ioffe, "Peculiarities of Phase Transitions in Sodium-Bismuth Titanate," *Ferroelectrics*, **25** [1-4] 395-7 (1980).
12. P. Woodward, "Octahedral Tilting in Perovskites. II. Structure Stabilizing Forces," *Acta Crystallogr.*, **B 53** [1] 44-66 (1997).
13. G.O. Jones and P.A. Thomas, "The Tetragonal Phase of Na_{0.5}Bi_{0.5}TiO₃ - a New Variant of the Perovskite Structure," *Acta Crystallogr.*, **B 56** [3] 426-30 (2000).
14. M.E. Lines and A.M. Glass, *Principles and Applications of Ferroelectrics and Related Materials*. Oxford University Press, New York, 2001.
15. S.A. Sheets, A.N. Soukhojak, N. Ohashi, and Y.-M. Chiang, "Relaxor Single Crystals in the (Bi_{1/2}Na_{1/2})_{1-x}BaxZryTi_{1-y})₃ System Exhibiting High Electrostrictive Strain," *J. Appl. Phys.*, **90** [10] 5287-95 (2001).
16. S. Kuharuangrong, "Studies on the Dielectric Properties and the Phase Transitions of the Bi_{0.5}Na_{0.5}TiO₃ PbTiO₃" Ph. D. Thesis. Alfred University, Alfred, NY, 1994
17. T. Takenaka, K.-I. Maruyama, and K. Kakata, "(Bi_{0.5} Na_{0.5})TiO₃-BaTiO₃ System for Lead-Free Piezoelectric Ceramics," *Jpn. J. Appl. Phys.*, **30** [9B] 2236-9 (1991).
18. H.-D. Li, C.-D. Feng, and W.-L. Yao, "Some Effects of Different Additives on Dielectric and Piezoelectric Properties of (Bi_{1/2}Na_{1/2})TiO₃-BaTiO₃ Morphotropic- Phase-Boundary Composition," *Mater. Lett.*, **58** [7-8] 1194-8 (2004).
19. J.-R. Gomah-Petry, S. Said, P. Marchet, and J.-P. Mercurio, "Sodium-Bismuth Titanate Based Lead-Free Ferroelectric Materials," *J. Eur. Ceram. Soc.*, **24** [6] 1165-9 (2004).
20. J. Suchanicz, M.G. Gavshin, A.Y. Kudzin, and C. Kus, "Dielectric Properties of (Na_{0.5}Bi_{0.5})_{1-x} MexTiO₃ Ceramics near Morphotropic Phase Boundary," *J. Mater. Sci.*, **36** [8] 1981-5 (2001).

21. S. Said and J.-P. Mercurio, "Relaxor Behavior of Low Lead and Lead Free Ferroelectric Ceramics of the $\text{Na}_{0.5}\text{Bi}_{0.5}\text{TiO}_3\text{-PbTiO}_3$ and $\text{Na}_{0.5}\text{Bi}_{0.5}\text{TiO}_3\text{-K}_{0.5}\text{Bi}_{0.5}\text{TiO}_3$ Systems," *J. Eur. Ceram. Soc.*, **21** [10-11] 1333-6 (2001).
22. S. Kuharungrong, "Effect of La and K on The Microstructure and Dielectric Properties of $\text{Bi}_{0.5}\text{Na}_{0.5}\text{TiO}_3\text{-PbTiO}_3$," *J. Mater. Sci.*, **36** [7] 1727-33 (2001).
23. H. Nagata, M. Yoshida, Y. Makiuchi, and T. Takenaka, "Large Piezoelectric Constant and High Curie Temperature of Lead-Free Piezoelectric Ceramic Ternary System Based on Bismuth Sodium Titanate-Bismuth Potassium Titanate- Barium Titanate Near the Morphotropic Phase Boundary," *Jpn. J. Appl. Phys.*, **42**[12] 7401-3 (2003).